


# Display DDU 9



- ▶ Cutting-edge 667 MHz Dual Core Processor
- ▶ Large trans-reflective color display
- ▶ Recording on USB flash drive (opt.)
- ▶ Supports GPS laptrigger, pre-dated lap time etc.
- ▶ Page change based on events possible

The display DDU 9 integrates a programmable full color dashboard display with a data logging system for motorsport applications for a very competitive price. Additional input devices can be connected via Ethernet and CAN buses.

Data Analysis Software WinDarab is available free of charge as “WinDarab V7 free” on our website. A basic logging function of 100 channels with recording of 50 ms (3 GB) is always included. The logger can be upgraded to full logging performance (max. 1 ms). In addition a 2<sup>nd</sup> logging partition of 1 GB (e.g. for long term recording) can be activated. Customers can implement own graphics, pictures etc. on the 12 freely configurable display pages. For quick data transfer from the car e.g. during pit stop, data copy to a USB stick is available as an option. The stick is connected to the wiring harness for the DDU 9.

The device comes with 4 analogue and 4 speed inputs as standard; further 12 analogue inputs are available as optional upgrade.

## Application

Display	<ul style="list-style-type: none"> <li>• 5.7” graphic color display</li> <li>• 12 user configurable display pages</li> <li>• 10 multicolor freely configurable (RGB) LEDs</li> </ul>
Resolution	640 x 480 pixel
Supported image file formats	BMP, GIF, JPG, PNG, TIF
Processor	667 MHz Dual Core
Converters	8 kHz AD converters with digital low pass filter
Internal power source	Li/Ion capacitor
Configurable math channels	
User configurable CAN in/out messages	

Sampling rate	50 ms (standard), max. 1 ms (optional)
Online data compression	
Logging rate	Max. 600 kB/s
Recording channels	100 channels (standard), up to 1,040 in total (optional)
Logged data download speed	Max. 1,000 kB/s
Internal storage capacity	3 GB (standard), plus 1 GB (optional)
LTE Ethernet telemetry support, GSM telemetry support	
RS232 for GPS and telemetry	
CCP-Master, data acquisition from ECU that support CAN calibration protocol (optional)	

## Technical Specifications

### Mechanical Data

Size	151 x 126 x 33.5 mm
Weight	540 g
Protection Classification	IP54 to DIN 40050, Section 9, Issue 2008
Operating temperature internal	-20 to 85°C
Operating temperature Display	-20 to 70°C
Max. vibration	Vibration profile 1 (see Appendix or <a href="http://www.bosch-motorsport.com">www.bosch-motorsport.com</a> )

### Electrical Data

Supply voltage	5 to 18 V
----------------	-----------

**Inputs**

Analog channels	4 standard, additional 12 optional
Input range	0 to 5 V
Resolution	12 bit
Switchable pull up resistor	For all ANA_IN
Wheel speed inputs	4 Hall-effect or DF11, switchable

**Outputs**

Sensor supply 5 V ± 1 % (250 mA)	2
Sensor supply 10 V ± 1 % (250 mA)	1
Sensor supply U_Bat 250 mA	1
Sensor ground	4

**Environment**

External switch for page selection, 12 steps	B 261 209 658-01
External switch for brightness adjustment or page selection, 6 steps	B 261 209 659-01

**Optional Upgrades**

USB Kit	Rugged USB flash drive Bosch File System (BFS) format, works with Bosch File System (BFS) preformatted USB Flash drive only  Adapter cable to USB-Port Adapter for wiring harness SW licence USB-Port unlocked
CCP_MASTER	CCP-Master (ASAP2 file from ECU manufacturer required)
FULL_LOG_1	Enable full logging performance of 3 GB partition 1
FULL_LOG_2	Enable full logging performance of 1 GB partition 2
I_O_EXTENS	Enable additional 12 analog input channels

**Connectors and Wires**

Motorsport connector on Display	AS216-35PN
Mating connector AS616-35SN	F 02U 000 466-01

**Pin Configuration**

Pin	Name	Comment	Status
1	KL_31		Incl.
2	KL_15		Incl.

Pin	Name	Comment	Status
3	KL_30		Incl.
4	Rev_In_3	Hall or DF11 switchable	Incl.
5	Rev_In_1	Hall or DF11 switchable	Incl.
6	KL_31		Incl.
7	CAN_2_L	CAN speed selectable	Incl.
8	Ethernet_2_TXP		Incl.
9	Ethernet_2_TXN		Incl.
10	Sens_Power_12V	over current protected	Incl.
11	Rev_In_4	Hall or DF11 switchable	Incl.
12	Rev_In_2	Hall or DF11 switchable	Incl.
13	Laptrigger_In		Incl.
14	CAN_2_H	CAN speed selectable	Incl.
15	CAN_1_H	CAN speed selectable	Incl.
16	Ethernet_2_RXP		Incl.
17	Sens_Gnd_4	fused	Incl.
18	Sens_Power 5V	over current protected	Incl.
19	ANA_IN_3	3.01 kOhm switchable	Incl.
20	ANA_IN_4	3.01 kOhm switchable	Incl.
21	Time_Sync	connection to Bosch ECU	Incl.
22	CAN_1_L	CAN speed selectable	Incl.
23	Ethernet_screen		Incl.
24	Ethernet_2_RXN		Incl.
25	Sens_Gnd_3	fused	Incl.
26	Sens_Power 5V	over current protected	Incl.
27	ANA_IN_7	3.01 kOhm switchable	Opt.
28	ANA_IN_1	3.01 kOhm switchable	Incl.
29	USB_Device_DP	to Bosch USB stick	Opt.
30	RS232_TX_Telemetry		Incl.
31	Ethernet_1_TXP		Incl.
32	Sens_Gnd_2	fused	Incl.
33	Sens_Power_10V	over current protected	Incl.
34	ANA_IN_8	3.01 kOhm switchable	Opt.
35	ANA_IN_10	3.01 kOhm switchable	Opt.
36	USB_Device_Gnd	to Bosch USB stick	Opt.
37	USB_Device_DN	to Bosch USB stick	Opt.
38	RS232_RX_Telemetry	e.g. GSM telemetry	Incl.
39	Ethernet_1_TXN		Incl.
40	Sens_Gnd_1	fused	Incl.
41	ANA_IN_11	3.01 kOhm switchable	Opt.
42	ANA_IN_9	3.01 kOhm switchable	Opt.

Pin	Name	Comment	Status
43	RS232_TX_GPS		Incl.
44	ANA_IN_16	3.01 kOhm switchable	Opt.
45	USB_Device_Power	to Bosch USB stick	Opt.
46	Ethernet_1_RXP		Incl.
47	ANA_IN_12	3.01 kOhm switchable	Opt.
48	ANA_IN_6	3.01 kOhm switchable	Opt.
49	ANA_IN_2	3.01 kOhm switchable	Incl.
50	ANA_IN_13	3.01 kOhm switchable	Opt.
51	ANA_IN_15	3.01 kOhm switchable	Opt.
52	Ethernet_1_RXN		Incl.
53	ANA_IN_5	3.01 kOhm switchable	Opt.
54	RS232_RX_GPS	for GPS sensor input	Incl.
55	ANA_IN_14	3.01 kOhm switchable	Opt.

### Installation Notes

Inspection services recommended after 220 h or 2 years, no components to replace.

### Communication

CAN interfaces 2

Ethernet 100BaseT	2
Laptrigger input	1
RS232	Telemetry, GPS
Configuration via RaceCon	Over Ethernet or MSA-Box II

### Ordering Information

#### Display DDU 9

Order number **F 02U V02 300-02**

#### Accessories

#### Vehicle Loom Basic

Order number **F 02U V02 735-01**

#### Bench Loom

Order number **F 02U V02 349-01**

#### USB Kit for C 70, DDU 9, DDU 10 and VCU

Order number **F 02U V02 214-01**

#### Software Options

#### CCP\_MASTER

Order number **F 02U V02 213-01**

#### FULL\_LOG\_1

Order number **F 02U V02 304-01**

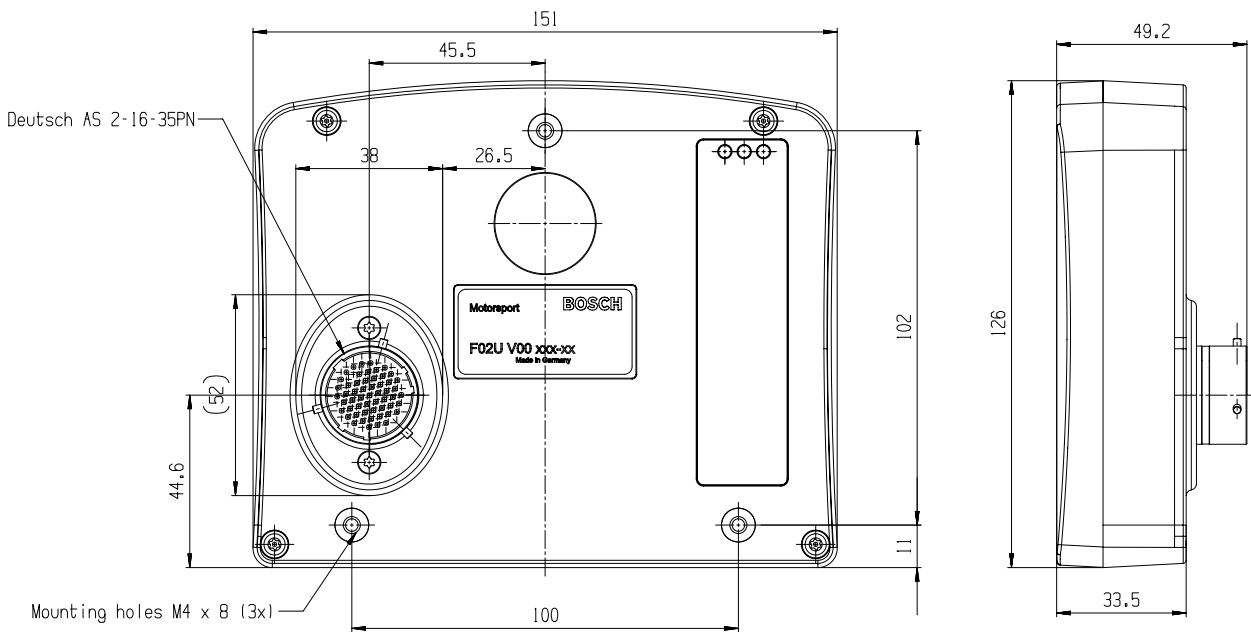
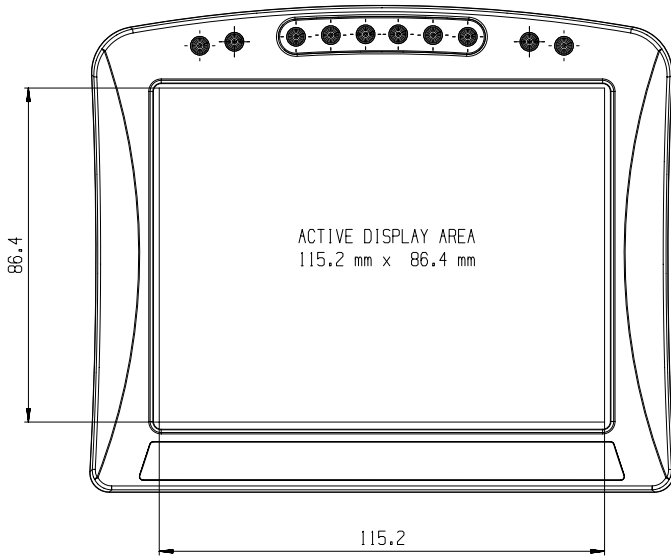
#### FULL\_LOG\_2

Order number **F 02U V02 305-01**

#### I\_O EXTENS

Order number **F 02U V02 205-01**

Dimensions



Represented by:

**Europe:**  
Bosch Engineering GmbH  
Motorsport  
Robert-Bosch-Allee 1  
74232 Abstatt  
Germany  
Tel.: +49 7062 911 9101  
Fax: +49 7062 911 79104  
motorsport@bosch.com  
www.bosch-motorsport.de

**North America:**  
Bosch Engineering North America  
Motorsport  
38000 Hills Tech Drive  
Farmington Hills, MI 48331-3417  
United States of America  
Tel.: +1 248 876 2977  
Fax: +1 248 876 7373  
motorsport@bosch.com  
www.bosch-motorsport.com

**Asia-Pacific:**  
Bosch Engineering Japan K.K.  
Motorsport  
18F Queen's Tower C, 2-3-5 Minato  
Mirai Nishi-ku, Yokohama-shi  
Kanagawa 220-6218  
Japan  
Tel.: +81 45 650 5610  
Fax: +81 45 650 5611  
www.bosch-motorsport.jp

**Australia, New Zealand and South Africa:**  
Robert Bosch Pty. Ltd  
Motorsport  
1555 Centre Road  
Clayton, Victoria, 3168  
Australia  
Tel.: +61 (3) 9541 3901  
motor.sport@au.bosch.com